

## Royal Preston Hospital Emergency Department

### Monthly Bulletin: January to December 2010

This bulletin provides a breakdown of all injury attendances at Royal Preston Hospital Emergency Department (ED) between January and December 2010.

Between January and December 2010 there were 31,166 attendances to Royal Preston Hospital ED. The month with the highest attendance was April with 2,900 attendances (**Figure 1**). There were more male than female attendances presenting at Royal Preston Hospital ED (males=17,410; 56%).

**Figure 2** illustrates age group of ED attendances for each month. The majority of ED attendances were aged 30-59 (n=9,361; 30%) and 30% were 15-29 years old (n=9,205).

**Table 1** details the injury group of ED attendances. In two-fifths (40%) of attendances, injury group was recorded as falls. Other injury accounted for 36% of attendances, road traffic collisions (RTC) 10%, sports injury 9% and assaults 5%.

**Table 2** illustrates the location of incident for patients attending the Royal Preston Hospital ED. The primary locations of injury were home (30%) and public place (30%). This was followed by other location (9%). The discharge destination for injury attendances is displayed in **Table 3**. It indicates that over half (53%) of attendances were discharged with no follow-up treatment. Just over one in ten (13%)

attendances were discharged into the care of their GP and 12% went to the fracture clinic.

#### Assault attendances

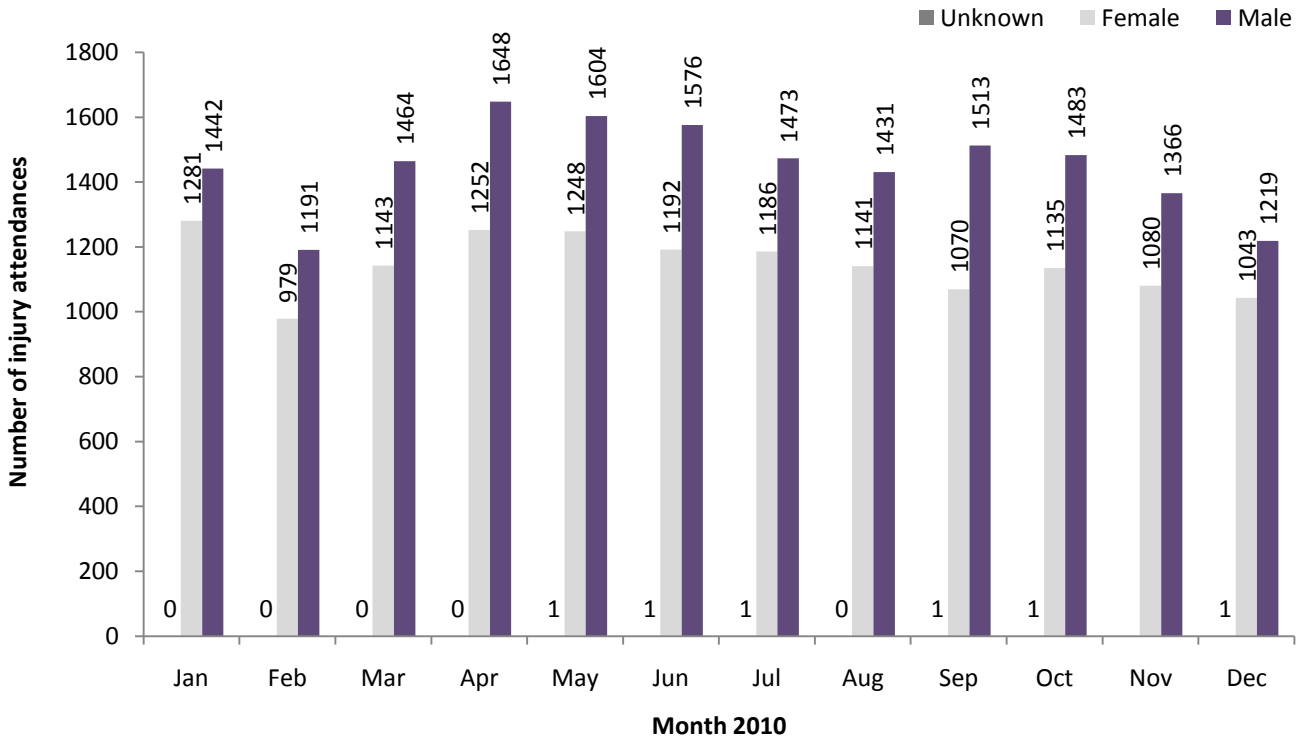
Between January and December 2010 there were 1,632 assault attendances to Royal Preston Hospital ED. The month with the highest attendance was April with 168 attendances (**Figure 3**). There were more male than female assault attendances presenting at Royal Preston Hospital ED (males=1,194; 73%).

**Table 4** details the age group of assault attendances for each month. The majority of ED assault attendances were aged 15-29, (n=974; 60%) and over a third (34%) were aged 30-59 (n=551).

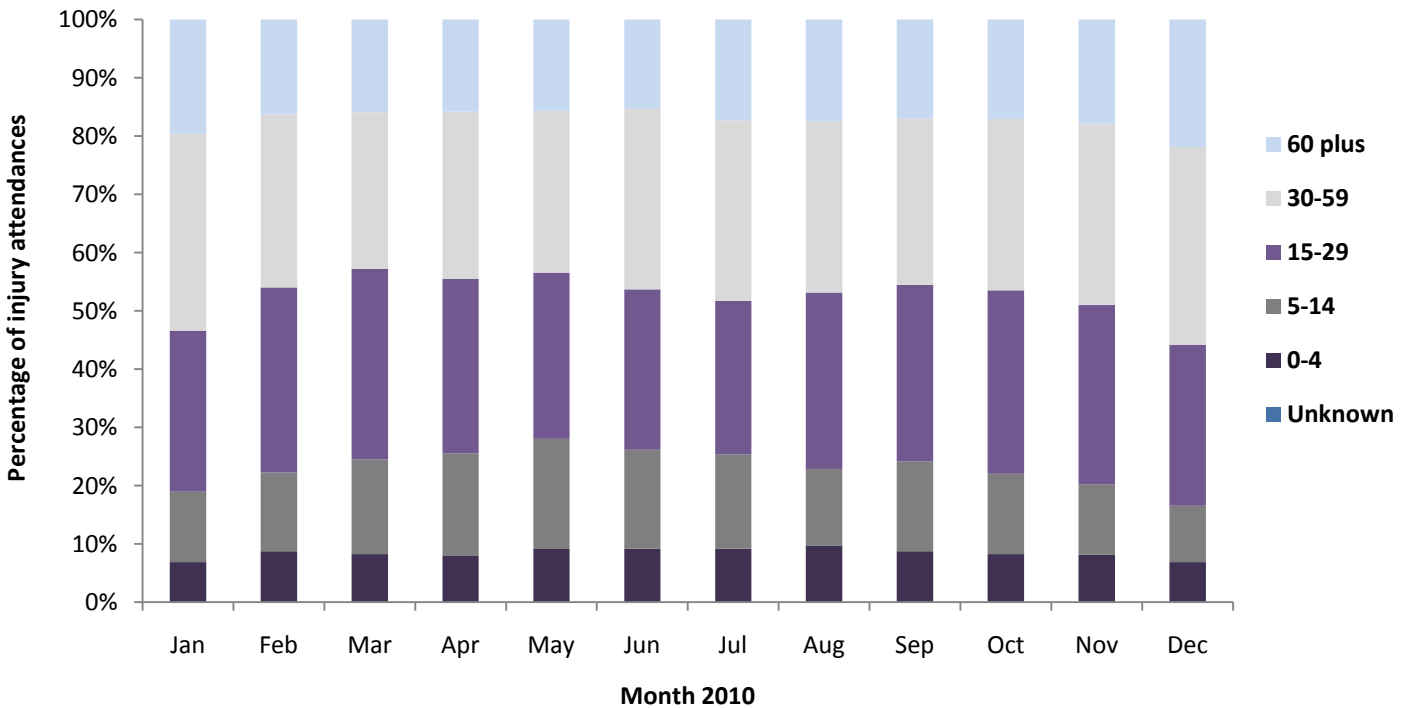
**Table 5** illustrates the incident location for assault attendances to Royal Preston Hospital ED. The primary incident locations for assault attendances were in a public place (64%), followed by home (14%) and other (9%).

The discharge destination for assault attendances is displayed in **Table 6**. It indicates that less than half (45%) of assault attendances were discharged with no follow-up treatment. Almost three in ten (29%) of assault attendances required follow-up treatment and 13% were admitted to hospital.

**Figure 1: Gender of ED injury attendances by month, January to December 2010**



**Figure 2: Percentage of ED injury attendances by age group and month, January to December 2010**



**Table 1: ED injury attendances by injury group and month, January to December 2010<sup>1</sup>**

Injury group	Jan	Feb	Mar	Apr	May	Jun	Jul	Aug	Sep	Oct	Nov	Dec	Total	%
Fall	1447	790	961	1028	1107	991	999	1012	964	949	953	1142	12343	40
Other injury	742	751	934	1130	1057	1124	1059	947	907	943	853	632	11079	36
RTC	250	268	211	245	233	260	261	263	279	236	282	249	3037	10
Sports injury	152	228	350	311	276	229	206	175	292	308	224	97	2848	9
Assault	121	120	138	168	157	144	117	151	114	159	116	127	1632	5
Deliberate self-harm	11	13	13	18	23	21	18	24	28	24	18	16	227	1
<b>Total</b>	<b>2723</b>	<b>2170</b>	<b>2607</b>	<b>2900</b>	<b>2853</b>	<b>2769</b>	<b>2660</b>	<b>2572</b>	<b>2584</b>	<b>2619</b>	<b>2446</b>	<b>2263</b>	<b>31166</b>	<b>100</b>

<sup>1</sup> Please note percentages might not add to one hundred due to rounding.

**Table 2: ED injury attendances by incident location and month, January to December 2010<sup>23</sup>**

Location	Jan	Feb	Mar	Apr	May	Jun	Jul	Aug	Sep	Oct	Nov	Dec	Total	%
Home	731	651	782	852	839	817	856	858	801	829	779	688	9483	30
Public place	1028	662	623	775	860	784	791	770	688	720	764	904	9369	30
Other	344	196	279	307	221	268	165	239	231	231	130	214	2825	9
Work	222	192	211	218	224	233	255	200	220	222	262	159	2618	8
Sport	124	210	287	294	240	212	197	182	254	264	199	83	2546	8
Educational establishment	133	120	236	147	170	129	123	***	165	171	162	***	1653	5
Other persons home	64	56	62	81	65	93	67	117	77	54	53	53	842	3
Garden	9	12	24	114	86	105	84	54	34	29	11	22	584	2
Holiday	17	25	18	29	27	39	40	52	37	29	11	11	335	1
Public park/playground	10	8	16	38	49	37	30	51	30	21	8	5	303	1
Public building	13	16	15	14	22	10	13	11	10	21	32	15	192	1
Nursery	12	***	30	13	21	20	16	11	18	14	16	***	180	1
Hospital	5	6	9	6	16	11	7	10	11	10	6	5	102	0
Prison	***	5	9	6	6	5	***	5	***	***	7	***	56	0
Special event	***	***	***	***	***	6	9	5	***	***	***	***	41	0
Public transport	***	***	***	5	***	***	***	***	***	***	***	***	25	0
Bus station	***	***	***	***	***	***	***	***	***	***	***	***	12	0
<b>Total</b>	<b>2723</b>	<b>2170</b>	<b>2607</b>	<b>2900</b>	<b>2853</b>	<b>2769</b>	<b>2660</b>	<b>2572</b>	<b>2584</b>	<b>2619</b>	<b>2446</b>	<b>2263</b>	<b>31166</b>	<b>100</b>

**Table 3: ED injury attendances by discharge destination and month, January to December 2010<sup>4</sup>**

Discharge destination	Jan	Feb	Mar	Apr	May	Jun	Jul	Aug	Sep	Oct	Nov	Dec	Total	%
Discharged - no follow-up	1431	1207	1429	1568	1530	1445	1490	1316	1312	1347	1310	1099	16484	53
Discharged - follow-up by GP	321	238	290	351	377	388	359	371	411	309	361	291	4067	13
Fracture clinic	350	226	298	346	335	333	284	293	284	309	263	311	3632	12
Admitted RPH	305	229	248	274	260	243	232	258	275	269	236	249	3078	10
Left before being treated	103	65	93	96	88	94	57	91	64	98	52	89	990	3
ED clinic	91	80	96	103	93	90	66	73	69	84	67	50	962	3
OP clinic	31	36	65	60	56	48	54	67	81	73	64	60	695	2
Other	27	32	31	41	39	68	70	60	55	77	48	71	619	2
Other healthcare professional	49	42	49	51	61	46	33	25	14	29	30	20	449	1
Left having refused treatment	10	9	***	6	***	7	8	6	7	6	10	14	90	0
Transferred to other HCP	***	***	***	***	5	6	7	10	5	13	***	***	62	0
Police custody	***	***	***	***	***	***	***	***	***	***	***	8	***	0
Admitted CDGH	***	***	***	***	***	***	***	***	***	***	***	***	***	0
<b>Total</b>	<b>2723</b>	<b>2170</b>	<b>2607</b>	<b>2900</b>	<b>2853</b>	<b>2769</b>	<b>2660</b>	<b>2572</b>	<b>2584</b>	<b>2619</b>	<b>2446</b>	<b>2263</b>	<b>31166</b>	<b>100</b>

## Assaults

**Table 4: ED assault attendances by age group and month, January to December 2010**

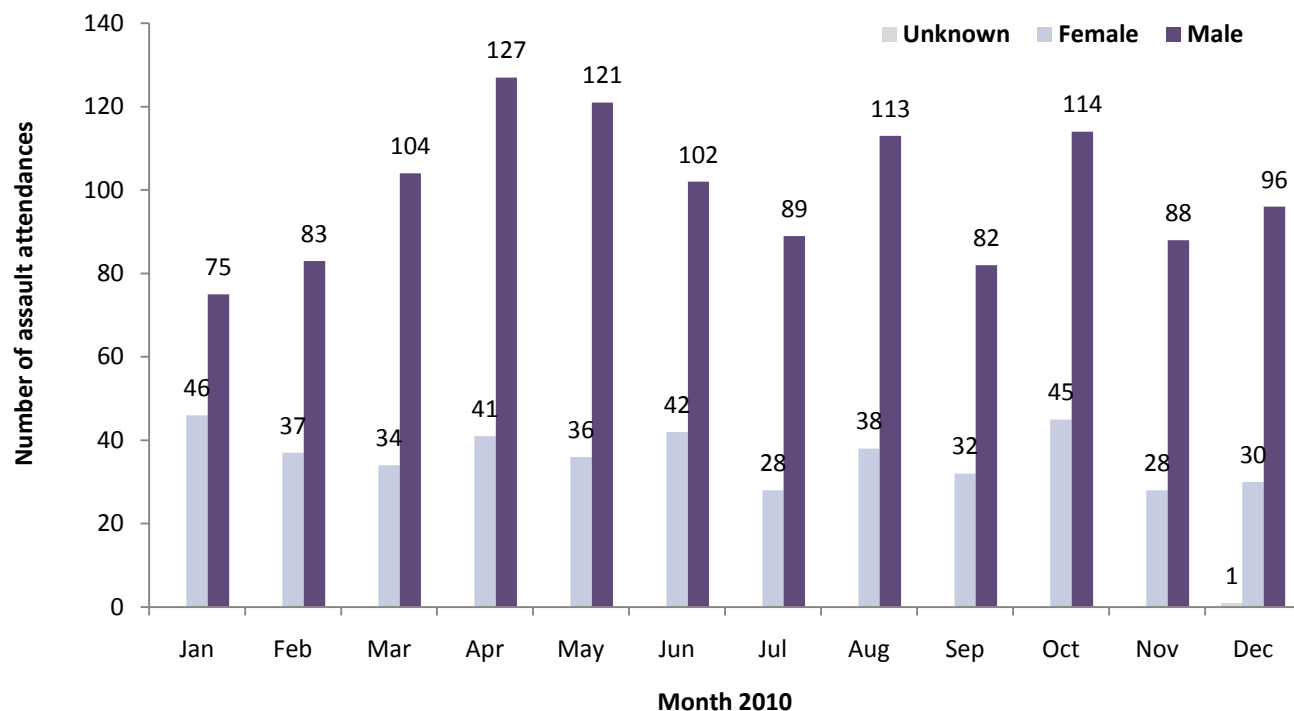
Age group	Jan	Feb	Mar	Apr	May	Jun	Jul	Aug	Sep	Oct	Nov	Dec	Total	%
Unknown	***	***	***	***	***	***	***	***	***	***	***	***	***	0
0-4	***	***	***	***	***	***	***	***	***	***	***	***	***	0
5-14	***	6	12	10	8	11	6	5	6	8	6	***	82	5
15-29	66	73	91	90	94	85	65	89	81	95	69	76	974	60
30-59	50	40	31	65	53	44	45	56	27	53	39	48	551	34
60 plus	***	***	***	***	***	***	***	***	***	***	***	***	23	1
<b>Total</b>	<b>121</b>	<b>120</b>	<b>138</b>	<b>168</b>	<b>157</b>	<b>144</b>	<b>117</b>	<b>151</b>	<b>114</b>	<b>159</b>	<b>116</b>	<b>127</b>	<b>1632</b>	<b>100</b>

<sup>2</sup> Educational establishment includes: educational establishment; school other; school; school playground; and, school sport. 'Public place' includes public place and playing out.

<sup>3</sup> Please note that all numbers less than five have been suppressed (with \*\*\*) in line with patient confidentiality and if there is only one number less than five in a category then two numbers will be suppressed to prevent back calculations from totals.

<sup>4</sup> Admitted to CDGH includes: admitted; admitted to Chorley and South Ribble Hospital (CDGH); admitted to Healey/Yarrow Ward. Admitted to RPH includes: admitted to Royal Preston Hospital (RPH); and, admitted to the Avondale Unit. Other includes: primary care; other; dead on arrival; sea and waterway; and, died in department. HCP=Health care provider, OP=out-patient and GP=general practitioner.

**Figure 3: Number of ED assault attendances by gender and month, January to December 2010**



**Table 5: ED assault attendances by incident location and month, January to December 2010<sup>5</sup>**

Location	Jan	Feb	Mar	Apr	May	Jun	Jul	Aug	Sep	Oct	Nov	Dec	Total	%
Public place	78	76	81	107	101	87	83	91	74	99	80	83	1040	64
Home	20	15	20	26	26	18	8	31	14	23	14	20	235	14
Other	6	11	14	16	9	15	5	13	12	21	8	14	144	9
Work	***	6	***	11	***	7	6	5	***	7	***	***	62	4
Other persons home	5	***	7	***	***	9	6	***	***	***	5	***	53	3
Educational establishment	***	***	7	***	5	5	***	***	***	***	***	***	38	2
Public park/playground	***	***	***	***	***	***	***	***	***	***	***	***	18	1
Public building	***	***	***	***	6	***	***	***	***	***	***	***	17	1
Prison	***	***	***	***	***	***	***	***	***	***	***	***	11	1
Sport	***	***	***	***	***	***	***	***	***	***	***	***	6	0
Bus station	***	***	***	***	***	***	***	***	***	***	***	***	***	0
Garden	***	***	***	***	***	***	***	***	***	***	***	***	***	0
Holiday	***	***	***	***	***	***	***	***	***	***	***	***	***	0
Hospital	***	***	***	***	***	***	***	***	***	***	***	***	***	0
Nursery	***	***	***	***	***	***	***	***	***	***	***	***	***	0
Special event	***	***	***	***	***	***	***	***	***	***	***	***	***	0
<b>Total</b>	<b>121</b>	<b>120</b>	<b>138</b>	<b>168</b>	<b>157</b>	<b>144</b>	<b>117</b>	<b>151</b>	<b>114</b>	<b>159</b>	<b>116</b>	<b>127</b>	<b>1632</b>	<b>100</b>

**Table 6: ED assault attendances by discharge destination and month, January to December 2010**

Discharge destination	Jan	Feb	Mar	Apr	May	Jun	Jul	Aug	Sep	Oct	Nov	Dec	Total	%
Discharged	54	51	58	78	68	62	58	76	53	69	58	54	739	45
Follow-up	35	36	44	53	44	39	34	37	30	47	34	44	477	29
Admitted	17	21	22	23	24	21	9	21	19	17	10	11	215	13
Other	15	12	14	14	21	22	16	17	12	26	14	18	201	12
<b>Total</b>	<b>121</b>	<b>120</b>	<b>138</b>	<b>168</b>	<b>157</b>	<b>144</b>	<b>117</b>	<b>151</b>	<b>114</b>	<b>159</b>	<b>116</b>	<b>127</b>	<b>1632</b>	<b>100</b>

Published February 2011  
 Johnathan Rooney (Lancashire TIIG Officer)  
 Centre for Public Health, Liverpool John Moores University, 3<sup>rd</sup> Floor, Henry Cotton Campus, Liverpool, L3 2ET  
 Tel: 0151 231 4513 Email: [j.rooney@ljmu.ac.uk](mailto:j.rooney@ljmu.ac.uk)  
 Website: [www.tiig.info](http://www.tiig.info) (please note data requests should be made through the website)

<sup>5</sup> Educational establishment includes: educational establishment; school other; school; school playground; and, school sport. 'Public place' includes public place and playing out.